

Korean Language

Taekwon-Do is a scientific art. For those who have been studying the art and its formulae for years you will have at sometime come across its science and however much you may have wanted to, you would have been unable to avoid it. This thesis will not make you feel any better. When I first started to learn the Korean Language I found it most difficult. Being able to speak Korean is one thing, being able to read and write Korean is another. Korean Language is in itself also scientific. The most noticeable thing, to me, was the fact that any other word could be incorporated into their language with only minor changes to the sound. For example Juice is Korean is pronounced the same except for a strong influence in the e, something like 'Juice-e'. But more on that later. This Thesis should be accompanied by an audiotape, which I hope will help you learn to pronounce your Korean correctly.

Before I get started I would like to thank Choi Myonghee, a lecturer at the University of Auckland, in the Asian Languages Department. Without her persistence and kind caring nature, I may have decided that Korean was too hard and given up before I even got started. Also to Lee Younghee who insisted constantly that "This is easy!"

The Korean Alphabet consists of 24 Characters. For those who know their 5th Dan Pattern History you will know of Se-Jong. Sejong was the 4th King of the Chosŏn and is known as the man who invented the Korean Alphabet. He did this in 1443 and called it Hunminjeongeum, translated this simply means Proper sounds to instruct the people. This has now come to be known as Hangul.


Until the creation of Hunminjeongeum there had been no written Korean Language. Until this time Koreans who could read and write Chinese characters had done so. Sejong's reason for creating Hunminjeongeum was to give the Koreans the ability to write their own in their own way.

In the creation of the script, which differs only slightly from what it is today, it is believed that Sejong and the scholars probably referred to other writing systems. Such systems would have included Chinese and Mongolian Scripts. However the Korean script is based on their phonology.

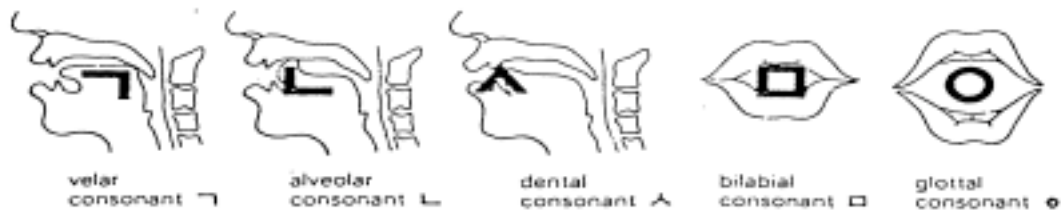
The initial sounds (consonants) are made up of 14 letters. These 14 are made up from 5 basic forms. When they are translated into English then some of the forms have 2 sounds. For example the kiyok (a Korean consonant) has a sound that is sometimes 'g', sometimes 'k'. You may have noticed this, the fact that some books write gup for grade, and others use kup.

The original *Hunminjeongeum* text also explains that the medial sounds (vowels) are represented by 11 letters of which there are three basic forms:

- [a] is a depiction of Heaven;
- [o] is a depiction of Earth; and
- | [i] is a depiction of man.








- ㅍ [g/k] Depicts the root of the tongue blocking the throat
- ㄴ [n] Depicts the outline of the tongue touching the upper palate
- ㅁ [m] Depicts the outline of the mouth
- ㅅ [s] Depicts the outline of the incisor
- ㅇ [o] Depicts the outline of the throat



After the introduction of the Korean Alphabet its popularity increased only gradually. It is only recently, in modern times, that it has completely replaced the Chinese Characters as the main writing system.

One of the noticeable things about the Korean Alphabet is that its grouping is syllabic. Other languages that use this are Japanese Kana, but although Hung 1 group the initial, medial, and final letters this way, unlike Japanese Kana, Hung 1 is an alphabet with syllabic grouping.

(This is from the original script)

Articulation of Korean Consonants		Rules of Spelling																															
	ㅍ-ㅋ ㆁ-ㅇ	<table border="1" style="font-size: small;"> <tr><td>1 Consonant</td><td>2 vowel</td></tr> <tr><td>ㅍ</td><td>ㅏ</td></tr> <tr><td>2 Consonant</td><td>ㅇ</td></tr> </table>	1 Consonant	2 vowel	ㅍ	ㅏ	2 Consonant	ㅇ	<table border="1" style="font-size: small;"> <tr><td>1 Consonant</td><td>2 Vowel</td></tr> <tr><td>ㄴ</td><td>ㅏ</td></tr> </table>	1 Consonant	2 Vowel	ㄴ	ㅏ	<table border="1" style="font-size: small;"> <tr><td>1 Consonant</td><td>2 Vowel</td></tr> <tr><td>ㅏ</td><td>ㅏ</td></tr> <tr><td>2 Vowel</td><td>ㅏ</td></tr> <tr><td>3 Consonant</td><td>ㅏ</td></tr> </table>	1 Consonant	2 Vowel	ㅏ	ㅏ	2 Vowel	ㅏ	3 Consonant	ㅏ	<table border="1" style="font-size: small;"> <tr><td>1 Consonant</td><td>2 Vowel</td></tr> <tr><td>ㅏ</td><td>ㅏ</td></tr> <tr><td>2 Vowel</td><td>ㅏ</td></tr> <tr><td>3 Vowel</td><td>ㅏ</td></tr> </table>	1 Consonant	2 Vowel	ㅏ	ㅏ	2 Vowel	ㅏ	3 Vowel	ㅏ	강 Kang (River)	나 Na (I)
1 Consonant	2 vowel																																
ㅍ	ㅏ																																
2 Consonant	ㅇ																																
1 Consonant	2 Vowel																																
ㄴ	ㅏ																																
1 Consonant	2 Vowel																																
ㅏ	ㅏ																																
2 Vowel	ㅏ																																
3 Consonant	ㅏ																																
1 Consonant	2 Vowel																																
ㅏ	ㅏ																																
2 Vowel	ㅏ																																
3 Vowel	ㅏ																																
	ㄴ-ㄷ-ㄷ-ㄹ	<table border="1" style="font-size: small;"> <tr><td>1 Consonant</td><td>ㅏ</td></tr> <tr><td>2 Vowel</td><td>ㅏ</td></tr> <tr><td>3 Consonant</td><td>ㅏ</td></tr> </table>	1 Consonant	ㅏ	2 Vowel	ㅏ	3 Consonant	ㅏ	<table border="1" style="font-size: small;"> <tr><td>1 Consonant</td><td>ㅏ</td></tr> <tr><td>2 Vowel</td><td>ㅏ</td></tr> <tr><td>3 Consonant</td><td>ㅏ</td></tr> </table>	1 Consonant	ㅏ	2 Vowel	ㅏ	3 Consonant	ㅏ	<table border="1" style="font-size: small;"> <tr><td>1 Consonant</td><td>ㅏ</td></tr> <tr><td>2 Vowel</td><td>ㅏ</td></tr> <tr><td>3 Vowel</td><td>ㅏ</td></tr> </table>	1 Consonant	ㅏ	2 Vowel	ㅏ	3 Vowel	ㅏ	꽃 Kot (Flower)	코 K'o (nose)									
1 Consonant	ㅏ																																
2 Vowel	ㅏ																																
3 Consonant	ㅏ																																
1 Consonant	ㅏ																																
2 Vowel	ㅏ																																
3 Consonant	ㅏ																																
1 Consonant	ㅏ																																
2 Vowel	ㅏ																																
3 Vowel	ㅏ																																
	ㅁ-ㅂ-ㅃ	<table border="1" style="font-size: small;"> <tr><td>1 Consonant</td><td>ㅏ</td></tr> <tr><td>2 Vowel</td><td>ㅏ</td></tr> <tr><td>3 Vowel</td><td>ㅏ</td></tr> </table>	1 Consonant	ㅏ	2 Vowel	ㅏ	3 Vowel	ㅏ	<table border="1" style="font-size: small;"> <tr><td>1 Consonant</td><td>ㅏ</td></tr> <tr><td>2 Vowel</td><td>ㅏ</td></tr> <tr><td>3 Vowel</td><td>ㅏ</td></tr> </table>	1 Consonant	ㅏ	2 Vowel	ㅏ	3 Vowel	ㅏ	<table border="1" style="font-size: small;"> <tr><td>1 Consonant</td><td>ㅏ</td></tr> <tr><td>2 Vowel</td><td>ㅏ</td></tr> <tr><td>3 Vowel</td><td>ㅏ</td></tr> </table>	1 Consonant	ㅏ	2 Vowel	ㅏ	3 Vowel	ㅏ	왕 Wang (King)	쇠 Soe (iron)									
1 Consonant	ㅏ																																
2 Vowel	ㅏ																																
3 Vowel	ㅏ																																
1 Consonant	ㅏ																																
2 Vowel	ㅏ																																
3 Vowel	ㅏ																																
1 Consonant	ㅏ																																
2 Vowel	ㅏ																																
3 Vowel	ㅏ																																
	ㅅ-ㅆ-ㅈ	<table border="1" style="font-size: small;"> <tr><td>1 Consonant</td><td>ㅏ</td></tr> <tr><td>2 Vowel</td><td>ㅏ</td></tr> <tr><td>3 Vowel</td><td>ㅏ</td></tr> </table>	1 Consonant	ㅏ	2 Vowel	ㅏ	3 Vowel	ㅏ	<table border="1" style="font-size: small;"> <tr><td>1 Consonant</td><td>ㅏ</td></tr> <tr><td>2 Vowel</td><td>ㅏ</td></tr> <tr><td>3 Vowel</td><td>ㅏ</td></tr> </table>	1 Consonant	ㅏ	2 Vowel	ㅏ	3 Vowel	ㅏ	<table border="1" style="font-size: small;"> <tr><td>1 Consonant</td><td>ㅏ</td></tr> <tr><td>2 Vowel</td><td>ㅏ</td></tr> <tr><td>3 Vowel</td><td>ㅏ</td></tr> </table>	1 Consonant	ㅏ	2 Vowel	ㅏ	3 Vowel	ㅏ	나 Na (I)	나 Na (I)									
1 Consonant	ㅏ																																
2 Vowel	ㅏ																																
3 Vowel	ㅏ																																
1 Consonant	ㅏ																																
2 Vowel	ㅏ																																
3 Vowel	ㅏ																																
1 Consonant	ㅏ																																
2 Vowel	ㅏ																																
3 Vowel	ㅏ																																
	ㅇ-ㆁ-㆏	<table border="1" style="font-size: small;"> <tr><td>1 Consonant</td><td>ㅏ</td></tr> <tr><td>2 Vowel</td><td>ㅏ</td></tr> <tr><td>3 Vowel</td><td>ㅏ</td></tr> </table>	1 Consonant	ㅏ	2 Vowel	ㅏ	3 Vowel	ㅏ	<table border="1" style="font-size: small;"> <tr><td>1 Consonant</td><td>ㅏ</td></tr> <tr><td>2 Vowel</td><td>ㅏ</td></tr> <tr><td>3 Vowel</td><td>ㅏ</td></tr> </table>	1 Consonant	ㅏ	2 Vowel	ㅏ	3 Vowel	ㅏ	<table border="1" style="font-size: small;"> <tr><td>1 Consonant</td><td>ㅏ</td></tr> <tr><td>2 Vowel</td><td>ㅏ</td></tr> <tr><td>3 Vowel</td><td>ㅏ</td></tr> </table>	1 Consonant	ㅏ	2 Vowel	ㅏ	3 Vowel	ㅏ	나 Na (I)	나 Na (I)									
1 Consonant	ㅏ																																
2 Vowel	ㅏ																																
3 Vowel	ㅏ																																
1 Consonant	ㅏ																																
2 Vowel	ㅏ																																
3 Vowel	ㅏ																																
1 Consonant	ㅏ																																
2 Vowel	ㅏ																																
3 Vowel	ㅏ																																

By combining these three signs the other medial letters are formed.

Example of the rules of spelling in effect

물 [mul] Water
 나무 [namu] Tree
 사람 [saram] Man

The Consonants of Korean Language (Hang 1.)

About a week before I started to learn Korean one of my students asked me what Niunja meant? This was something that I had never thought about. I had always taken for granted that Niunja meant L. In a way I was wrong, but in another way, as you are about to find out, I was right. Here following are the Consonants of Hang 1.

한글 (The Korean Alphabet) (2)

한글 [HANGŪL] (2)

1. 자음 (CONSONANTS)

자음	음가	이름	쓰는법
ㄱ	g/k	기역 [kiyök]	ㄱ
ㄴ	n	니은 [niün]	ㄴ
ㄷ	d/t	디귄 [digüt]	ㄷ
ㄹ	r/l	리을 [liül]	ㄹ
ㅁ	m	미움 [miüm]	ㅁ
ㅂ	b/p	비읍 [piüp]	ㅂ
ㅅ	s	시옷 [siot]	ㅅ
ㅇ	∅/ng	이응 [iüng]	ㅇ
ㅈ	j	지읒 [jiüt]	ㅈ
ㅊ	ch'	치읓 [ch'iüt]	ㅊ
ㅋ	k'	키읔 [k'iük]	ㅋ
ㅌ	t'	티읕 [t'iüt]	ㅌ
ㅍ	p'	피읖 [p'iüp]	ㅍ
ㅎ	h	히읇 [hiüt]	ㅎ

If you look closely at the last page you will note that the second consonant is a Ni n. This would make the correct spelling of L-Stance Ni nja Sogi. Also if you look closely at the Ni n then you will notice that it resembles the English L. I was happy to be able to answer my student's question without having to rely on my own interpretation; here it was in black and white.

The audiotape will give you the correct pronunciation of each consonant.

The vowels of Korean Language (Hang l.)

The ten vowels make up the rest of the Korean alphabet.

2. 모 음 (VOWELS)

모 음	음 가	이 름	쓰 는 법
ㅏ	a	아 [a]	
ㅑ	ya	야 [ya]	
ㅓ	ö	어 [ö]	
ㅕ	yö	여 [yö]	
ㅗ	o	오 [o]	
ㅛ	yo	요 [yo]	
ㅜ	u	우 [u]	
ㅠ	yu	유 [yu]	
ㅡ	ü	으 [ü]	
ㅣ	i	이 [i]	

The audiotape will give you correct pronunciation of each vowel.

After studying the vowels you will have noticed that Korean's have no E or W. 'Then how do we get Taekwon-Do?' The answer is fairly easy. By mixing the vowels and the consonants you will come up with sounds similar to what you want. You can write any English word in Hang l, with few exceptions. Yes get used to this it seems to be a Korean phrase.

The way that Koreans pronounce i is similar to Maori in New Zealand. This means a better romanisation would be tae. Make sure that you make it sound like an E not an I. In New Zealand (and a few other countries) people

tend to say tai as in **Tai**wan, when they should be saying Tae similar to the use of TAE in **ta**ble. The E in table changes the sound of Ta to Tae.

태 → $\bar{\text{e}} + \text{t} + \text{l}$
 ↑ ↑ ↑
 Tiut a i

The kwon is made up of Kiy k, u, and Ni n. When you run the u and the together you get as close to a wo sound as you are going to get. It is an easier romanisation of the language to write this as a w. Unfortunately you will find that this leads to mispronunciation by most people. If we take a literal romanisation then kwon should be ku n or even kw n to correct the sound.

권 → $\text{ㄱ} + \text{ㅍ} + \text{ㅍ} + \text{ㅍ}$
 ↑ ↑ ↑ ↑
 Assumed originated Correct Symbols
 from Calligraphy Style (Spelling) kiyöck ö u niŭn

In Korean Do means also. Do for Martial Arts have the meaning of Art or way, there are many Do-Arts. Karate-Do, Ju-Do, the meaning has become the same no matter what language. Even in English we understand that do is to do something, but Martial Arts Do is to say Art or way. But with 'Do' meaning 'Also' it kind of adds to the word. The literal translation would be Foot, Hand, Also, or foot and also hand.

도 → $\text{ㄷ} + \text{ㅍ}$ ㅍ
 ↑ ↑ ↑
 digŭt o

Wait, did someone say no W, what about W-shaped block? Here comes an anomaly, the W-Shaped block translated from Korean means Mountain Block. What? Well it also is easy, Mountain in Chinese looks like a person with their hands in the air, similar to a W. Gen. Choi, being a calligrapher (and able to write both Korean and Chinese Characters) would have known this so simply translated it from there.



Finally there are two ways of counting in Korean. To know which one is correct is instinct. Without getting to in-depth into a reason, that Koreans' themselves have problems explaining, I will simply say that for Taekwon-Do we use our normal counting (hana....) for counting exercises, but when we talk about grade or Dan we use the other counting system.

If you use the Korean Alphabet as a translation rule you will be able to romanise the following. Also use the audiotape to correct your pronunciation. As an extra tip I suggest recording your voice and then playing it back. Compare it with the audiotape and see how you go. I hope that this helps correct some of the mis-pronunciations in the class. What is on the tape is the formal polite way of speaking the commands.

Once again thank you to all those people whom have helped me with this thesis. Unfortunately I cannot finish everything that I want to add in this document, so I will call this Korean Language Part 1. It is my intent that this will become a living document that I update from time to time and alter. Choi Myonghee and I are currently working on the theory handbook and I hope to (within the next month) have an audio version of that for you. If you have any questions on Korean Language please contact me through the foundation or your instructor and I will be only too happy to help.

I am starting class.	자, 시작합니다.	
Hurry up.	빨리 하세요.	
Listen	잘 들으세요.	
Should I help you?	도와 드릴까요?	
Come in.	들어 오세요.	어서 오세요.
Sit down.	앉으세요.	
Kneel.	무릎 꿇으세요.	
Any notice?	소식 있어요?	
Watch me.	잘 보세요.	
Do this way.	이렇게 하세요.	
Don't that way.	그렇게 하지 마세요.	
Go and do that.	가서 하세요.	
Try it 5 times on each side.	한 쪽에 다섯 번씩 하세요.	
Pair up.	짝을 만드세요.	
Face your partner.	짝을 보세요.	파트너를 보세요.
Shake hands.	악수 하세요.	
Face the front.	앞을 보세요.	
Face the flag.	기를 보세요.	국기에 대해 경례!
Face your instructor.	사부님을 보세요.	부 사부님을 부세요.
Quiet please.	조용히 하세요.	
You are too noisy.	시끄러워요.	
You are doing well.	잘 하고 있어요.	
Well done.	잘 했어요.	
Thank you.	고맙습니다.	감사합니다.
Good bye.	안녕히 계세요.	안녕히 가세요.
Training Area	도장 [Dojang]	
Training Uniform	도복 [Dobog]	
Grade	급 [Gub]	단 [Dan]

1
2
3
4
5
6
7
8
9
10

하나
둘
셋
넷
다섯
여섯
일곱
여덟
아홉
열

일
이
삼
사
오
육
칠
팔
구
십

Attention
Stop
Yell
Bow
At ease
About turn
Ready
Start
Again
Return

차렷
그만
기합
경례
쉬어
뒤로 돌아
준비
시작
다시
바로

기합 넣어서